



# UBERLIGHT FLEX

3100/3200TL

INSTRUCTION MANUAL  
GUIDE D'UTILISATION  
MANUAL DE INSTRUCCIONES

PROFESSIONAL-GRADE TASK LIGHTING

L'ÉCLAIRAGE DE TRAVAIL PROFESSIONNEL

LUZ DE ESCRITORIO DE CALIDAD PROFESIONAL

# UBERLIGHT FLEX 3100TL/3200TL INSTRUCTION MANUAL

## RELIABLE. RIGHT THERE WITH YOU.

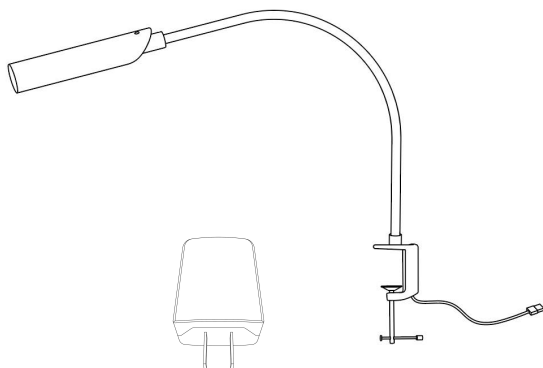
At Reliable, we do what we love, and take pride in doing it right. You want what's best for the people, places and things that matter in your life - to live brighter and work smarter. So do we. From the start, we approach every product with a craftsman's attention to detail and passion for making it right. Quality, functionality, design and customer service play an equally important part in delivering what's right for you.

The UberLight Flex™ 3100TL/3200TL LED task light is no exception. Using energy efficient LEDs, 9 optional setting for light color and intensity, and a flexible arm that can maneuver into virtually any shape, the 3100TL/3200TL is both friendly for the environment, and practical use.

For your safety and to fully enjoy the advantages of this product, please take a minute to read the important safety instructions below. Keep this manual handy and review the product warranty for your reference.

### WHAT'S IN THE BOX

1. Uberlight Flex 3100TL/3200TL with clamp
2. USB cable
3. USB wall plug



# IMPORTANT SAFETY INSTRUCTIONS

## READ ALL INSTRUCTIONS BEFORE USE

When using your UberLight, basic safety precautions should always be followed. Please read the following instructions carefully as they provide important information concerning how to install, use and care for this product.

## INSTALLATION INSTRUCTIONS FOR 3100TL/3200TL

### USING THE 3100TL/3200TL CLAMP

To use the 3100TL/3200TL with the provided clamp, unwind the clamp to the desired width, place over a hard surface and tighten so it is secure.

## TECHNICAL DATA

Voltage: 120V ~ 60Hz

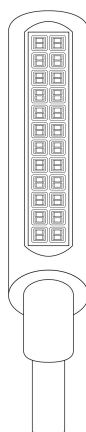
Working Power: 2W - 6W



Power:



1. Press to turn on.
2. Three power options.
3. 2W, 4W, and 6W.
4. Hold to turn off.

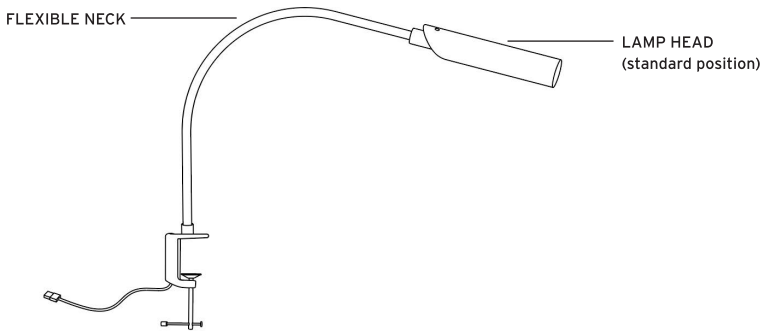


Colour Temperature:



1. Three colour temperature options.
2. Press to switch temperature.
3. 2700K, 4000K, and 5000k.

## IMPORTANT



To set the light at different positions - bend any part of the "FLEXIBLE NECK" to move it. Never apply force to the "LAMP HEAD" to redirect the light. The "LAMP HEAD" can be gently adjusted downward from the "standard position" by 90 degrees and side-to-side by 270 degrees.

### USING THE 3100TL/3200TL USB

The 3100TL /3200TL can be used with or without the supplied USB wall plug:

1. Connect the USB cable into the clamp base of the 3100TL /3200TL.
2. To use a standard wall outlet, connect the USB to the provided USB wall plug insert into the wall.
3. To use another powered USB port, simply plug into the desired powered device (i.e. computer, laptop, external battery pack, etc.).

## SAVE THESE INSTRUCTIONS IN A SAFE PLACE FOR FUTURE REFERENCE

## CLEANING

1. Disconnect the appliance from the mains and allow it to cool before undertaking any cleaning task.
2. Clean the equipment with a damp cloth then dry.
3. Do not use solvents, or products with an acid or base pH such as bleach, or abrasive products, for cleaning the appliance. Never submerge the appliance in water or any other liquid or place it under running water.



Reliable Corporation ("Reliable") warrants to original purchaser of its products that every product sold by Reliable (a "Reliable Product") is free from defects in material and workmanship for a period of one year from the date of purchase if properly used and maintained. Subject to the conditions and limitations set forth below, Reliable will either repair or replace any part of a Reliable Product that proves defective by reason of improper workmanship or materials. If the defective Reliable Product is no longer available and cannot be repaired effectively or replaced with an identical model, Reliable shall replace the defective Reliable Product with a current Reliable Product of equal or greater value. Repaired parts or replacement products will be provided by Reliable on an exchange basis, and will be either new or refurbished to be functionally equivalent to new. If Reliable is unable to repair or replace a Reliable Product, it will refund the current value of that Reliable Product at the time the warranty claim is made.

This limited warranty does not cover any damage to a Reliable Product that results from improper installation, accident, abuse, misuse, natural disaster, insufficient or excessive electrical supply, abnormal mechanical or environmental conditions, wear and tear resulting from normal use of the product, or any unauthorized disassembly, repair, or modification. This limited warranty does not extend to any indirect, consequential or incidental damages that may be suffered by a user or from the use of a Reliable Product, including without limitation, any liability for third party claims for damage, and is limited to the amount paid by the original purchaser Reliable Product with respect to which this limited warranty protection applies. This limited warranty does not apply with respect to products that have been altered or which are missing serial numbers or for products not purchased directly from Reliable or a dealer authorized by us to sell Reliable Products.

This limited warranty is the only warranty that applies to any Reliable Product, supersedes any and all terms that may be contained in any other document or purchase order and may not be altered or amended except expressly in writing by Reliable.

To obtain a repair or replacement under the terms of this warranty, please contact our customer service group at 1-800-268-1649 or at [support@reliablecorporation.com](mailto:support@reliablecorporation.com). You will be required to submit an original receipt via fax or e-mail. The receipt must reflect that you are the original purchaser, the product was bought directly from us or from an authorized Reliable dealer and that the warranty claim is being made within the warranty period. You will be issued a return authorization number (RA#) and asked to ship the defective product together with proof of purchase and RA#, prepaid insured to the following address:

Reliable Corporation, 5-100 Wingold Avenue, Toronto, ON M6B 4K7. Freight collect shipments will be refused. The risk of loss or damage in transit will be borne by the customer. Once Reliable receives the defective product, it will initiate the repair or replacement process.

If you have any questions regarding this warranty, you may write to:

Reliable Corporation  
100 Wingold Avenue, Unit 5  
Toronto, Ontario  
Canada M6B 4K7  
[www.reliablecorporation.com](http://www.reliablecorporation.com)

DID YOU KNOW?

---

**The UberLight illuminates  
up to 60,000 hours of light.**

**That's longer than it  
takes 800 Apollo missions  
to fly to the moon.**



**RELIABLE**

1 800 268 1649

[www.reliablecorporation.com](http://www.reliablecorporation.com)